

**aim AutoCOR**

EDI Order Management  
for Epicor ERP

# aim Computer Solutions

**POWERING THE AUTOMOTIVE SUPPLY CHAIN**





# Overview

AIM AutoCOR is an EDI Order Management and barcode label solution for automotive production part suppliers who use Epicor ERP to manage their business.

It helps suppliers comply with OEM and Tier 1 & 2 obligations for EDI, bar code labeling and shipping paperwork, including MMOG/LE and IATF 16949:2016 requirements. No EDI mapping is required with this solution. Customer EDI and labeling business logic is embedded directly into the solution, taking the guess work out of sending and receiving electronic data communications.

## Manage Customer Orders & Shipments

AIM AutoCOR uses electronically sent customer demands and manual adjustments with automotive best practice logic for standard pack rounding and lead time (transit time) management to create a production schedule that feeds the Epicor ERP Demand Management module. Then Epicor is used to manage and track the manufacturing process. Once finished goods are ready to ship, the AIM AutoCOR Shipping Lineup dashboard is used to identify which orders are ready for shipment and bar code labeling. The AIM Mobility - Shipping app is used to perform scan verification of what was specified to ship versus what was pulled and staged for shipment. Shipping paperwork is printed and ASNs are sent from AIM AutoCOR.

## Manage Supplier Orders & Receipts

AIM AutoCOR works with the Epicor Purchasing module to send supplier EDI requirement releases and manage inbound ASNs from suppliers for raw material and purchased parts.

## Utilize Epicor ERP for Other Business Processes

Epicor modules are used to manage manufacturing, scheduling, sales orders, inventory and financials.

# AIM AutoCOR Highlights

We developed the AIM AutoCOR - EDI Order Management for Epicor ERP software based 30+ years of experience providing automotive industry supply chain management solutions. The core of this product is our flagship software that helps suppliers manage inbound and outbound customer EDI processes, release accounting & order management, bar code labeling, and shipping paperwork.

## Highlights include:

- Translate all EDI inbound and outbound formats (X.12, UN/EDIFACT, Odette, and VDA)
- Reconcile multiple EDI requirements to a standard format
- Embedded customer business logic eliminates EDI mapping
- Kanban shipment / order management logic
- Scanning verification of shipments
- Manage returnable and expendable container for tracking and invoicing purposes
- Automotive demand management
  - Standard pack rounding to container, layer or pallet
  - Transit day logic to accommodate transit time from shipment to delivery date
  - Ship code logic to break down weekly requirements into days, and monthly into weeks
  - Firm and Forecast requirement mapping
- Shipped accumulated quantity (CUM) management
- Accum based order management automatically lines up new demand requirements
- Honda Certified EDI and bar code labeling solution, and on the Approved EDI Provider List of all major OEMs and Tier 1 Suppliers

# **AIM AutoCOR Processes**

## **AutoCOR Demand Management Process**

AutoCOR processes inbound EDI order requirements and kanban data, keeping track of the necessary order level details required for outbound EDI and package bar code labeling. Automotive industry logic for standard pack rounding, accumulation quantity management, kanban and order number / RAN management are applied before order quantities are integrated to the Epicor Demand Management module. Epicor applications are then used to perform Material Requirements Planning, Purchasing and Production.

## **AutoCOR Unposted Demand Process**

Use this dashboard to review and automatically reprocess unposted demands to Epicor from AIM AutoCOR. It uses criteria that replaces complex troubleshooting with clear, corrective action procedures.

## **AutoCOR Supplier EDI Process**

The AutoCOR Supplier EDI Dashboard helps facilitate sending Material Releases for raw material and purchased parts to your suppliers. AIM AutoCOR EDI is used to receive ASNs from your suppliers that feed into Epicor Receipt Entry which updates your part quantities in Inventory.

## **AutoCOR Customer EDI Process**

The AutoCOR Shipping Lineup is used once product is ready to ship. It helps simplify the AIAG bar code labeling and shipping process by sending the ship quantities to the AIM AutoCOR application so package and pallet labels can be created and scanned or assigned to create customer specific (OEM/Tier) shippers and ASNs. AIM AutoCOR EDI is used to transmit electronic 856 Advanced Shipment Notifications and electronic 810 Invoices which updates the Epicor Inventory and Sales Order with quantities shipped and invoiced. Epicor is then used for all Financial Management processing.



# **AIM AutoCOR Integration Touchpoints**

## **Epicor Tables Serve as Master Tables**

AIM AutoCOR attributes have been developed with minimal footprint within Epicor. This limited exposure to existing business logic makes integration easy to manage. Epicor tables serve as master tables for Customer and Ship To, Ship Via, Terms, UOM, Warehouse, Part and Supplier information with real-time synchronization to AIM AutoCOR.

## **Demand Workbench**

Administrators can use the Demand Workbench Alert Email field to identify the email addresses of people who should receive an alert when something unusual is detected in the processing of EDI data into the Demand Workbench. This allows companies to stay on top of timely EDI concerns.

## **Customer Table**

On a customer by customer basis, schedulers can indicate if they want to process UNFIRM demands from Epicor Sales Orders to FIRM requirements so MRP can generate PO Suggestions for long lead time purchasing requirements which is helpful when using Supplier EDI.

## **AIM AutoCOR Unposted Demands**

The AIM AutoCOR Unposted Demand Dashboard is used to review and automatically reprocess unposted demands to Epicor from AutoCOR. It uses criteria that replaces complex troubleshooting with clear, corrective action procedures.

## **AIM AutoCOR Supplier EDI Dashboard**

The AIM AutoCOR Supplier EDI Dashboard helps the user manage material quantities before being published to AIM AutoCOR and subsequently sent as EDI purchase orders to suppliers. This tool allows you to split demands to different suppliers, address partial EDI demand initialization (order some but not all of the demand) and adjust delivery dates.

# AIM AutoCOR Integration Touchpoints

## AutoCOR Shipping Lineup Dashboard

The AutoCOR Shipping Lineup Dashboard will automatically build shippers by Ship To Location and allow inclusion of past due quantities and packaging rounding to standard pack or full pallet, which are automotive industry best practices.

## Customer - Combine Packing Slip


In order to meet automotive industry requirements the Combine Packing Slips on the Customer > Billing—Detail tab must remain off so that each Shipper/Packing Slip creates a separate invoice, ensuring a 1:1 relationship with the AutoCOR Shipper Number and Epicor Invoice Number. The “Pack ID” remains with full functionality in Epicor ERP.

## Single Source Selling Price

All selling prices are maintained within Epicor, the AutoCOR EDI will obtain the current price before transmitting any electronic 810 Invoices.

## Easy Access Menu

An easy to access AutoCOR menu identifies all AutoCOR relevant setup and entry screens in one location, while AutoCOR Quick Searches will help you quickly locate and retrieve records processed via the AutoCOR application.



Manufacturing happens on the plant floor and modern automotive manufacturers need the ability to input information using the latest hardware technologies. AIM Mobility—Manufacturing Productivity Apps provide real-time methods to input transactions into AIM AutoCOR through Android tablets, with bar code scanners, directly from the plant floor, or hi-lo.



### **AIM Mobility: Shipping**

Streamline the shipping process by performing shipping tasks directly from the tablet on the shipping dock. View or delete individual labels from scanned ship orders and check for exceptions between what is ordered and what was scanned. Create master labels from staged container serial labels. Update order and print shipping paperwork.



### **AIM Mobility: Toyota Skid Build and Freight Load**

Improve the supplier packaging and supplier shipping areas of the supply chain, and comply with Toyota Shipping Confirmation System mandates to automate the data scanning, validation and shipping confirmation process. The Toyota Skid Build app using Toyota supplied Kanban labels, captures and verifies skid or pallet information, in real-time, then the Toyota Freight Load app captures and verifies shipment contents (destination, driver name, trailer number, and SCAC) before allowing the truck to leave the supplier dock.



### **AIM Mobility: Dock Audit**

Ensure quality inspections are performed for GP12 containment audits and prototype builds. Prevent shipper paperwork from being printed, or ASNs from being transmitted, until after the shipper dock audit has been performed, with the AIM Mobility Dock Audit app.



# AUTOMOTIVE SUPPLIER REQUIREMENTS

Automotive suppliers use AIM Vision to help improve supply chain management processes and **meet Global Materials Management Operational Guidelines / Logistical Evaluation (MMOG/LE) requirements**. It is a tool, which through daily practice helps meet the best practice and lean materials management objectives of materials planning and logistics.

AIM Vision helps suppliers:

- Gain control of processes
- Gain control of the supply chain
- Support continuous improvement
- Increase customer satisfaction
- Increase competitiveness

## Evaluate Customer Supply Chain Performance Metrics

Measure and report on customer supply chain performance metrics with AIM Vision Shipment Delivery Performance. Track time and quantity analytics such as quantity and percentage of early, late and on time shipments, and quantity and percentage of over shipments, under shipments and ship to schedule shipments. (Requirement 1.3.2.1)

## Manage Lead Time

Ensure and account for lead time in all aspects of the supply chain process. Lead Time Days is a major component of AIM Vision and used in calculating master production schedules, and generating material requirements planning (MRP) that in turn are used to create supplier (vendor) release and electronic orders. Transportation lead time is managed via Transit Days that can be defined at the Control Source, Destination or Blanket Order Detail level. (Requirement 1.3.2.4)

## Communicate Supply Plan Deviations

Utilize AIM Vision Alerts to communicate, via email and/or text, deviations from the supply plan to all relevant internal resources. The EDI Release Net Change Alert identifies if the firm requirements of an order change by a user specified percentage or more. The Shippers affected by Change in Firm Requirements alert triggers a communication if there is a change in a firm requirements that would affect a current shipper. The Net Availability Shortage alert emails the report of the same name to resources based on timing frequency; this report cumulates total common material required for all parts for the next specified number of days and alert if material on hand drops below zero.

(Requirement 2.3.2.1)



## **Meet PPAP Requirements**

Mark inventory end items as a Pilot Part to allow PPAP requirements to be incorporated into the Material Requirements Planning and Capacity Planning Process. MRP can be generated specifically for Pilot / PPAP parts; during this process MRP only considers raw material / assemblies that are related to the specified pilot parts. (Requirement 3.2.3.1)

## **Optimize Dock Operations**

Minimize the risk of shipping errors with efficient dock operations. Utilize the AIM Vision Daily Shipping Schedule report to manage shipments. Utilize the AIM Mobility Shipping app as a verification process that detects if items and/or quantities to be shipped do not match the customer's requirements. (Requirement 4.3.1 and 4.3.1.3)

## **Ensure Accurate and Timely Shipment Documentation and ASN Transmission**

Destination level flags help identify ship-to's that require additional export transport documents. Additionally, customer specific paperwork are included per customer requirements. ASNs can be setup to automatically be sent electronically after the shipper update process is complete. Shipper paperwork can also be setup, on a destination by destination basis, to be emailed to the customer. This allows customers to track, plan and manage their receiving process. (Requirement 4.3.2 and 4.3.2.4)

## **Receive Delivery Forecasts & Shipping Schedules Electronically**

Reduce reaction time and cost, and allow resources to be more productive through automated electronic receipt of customer orders.

830/DELFOR requirements are automatically received and processed to the system through our unattended EDI mailbox. Once updated through Release Order Accounting to the Production Schedule module, the Master Production Schedule generates a complete list of required finished goods needed to produce the demand quantity. Similarly, 862/DELJIT requirements are automatically received and processed through our unattended EDI mailbox. Various inquiry screens are available to view shipping requirements by destination, part status or total requirements by item, shipment history, accum quantity comparison and release net changes. The Destination Requirements Inquiry is extremely useful when validating report data to determine how the report calculated the requirements.

The system allows you to store multiple releases with requirements in order to view net or accum changes in orders, from day to day, or week to week. This information can even be graphed to present visual drops or increases in your order levels. (Requirement 3.5.1)



## **Meet Customer Specific Shipping Label Requirements**

Shipping label specifications are embedded into AIM Vision. The library of nearly 2450 labels for 485 trading partners can be used to label shipping containers, and master or mixed loads. Utilizing the AIM Mobility Shipping app, users are able to reconcile master/mixed load labels to the individual container label and generate master/mixed load labels from scanned serial labels. (Requirement 4.3.2.2 and 4.3.2.3)

## **Administer Container Tracking**


Support material flow container requirements with AIM Vision's container management and container tracking system features. Returnable and expendable packaging are defined in the Container ID table. Containers with associated pieces (e.g., lid, tray, pallet) are setup in the Container BOM table. Containers are assigned to blanket orders and container tracking IDs are used to group containers. The shipper update will automatically increase the out quantity, and update the ending balance quantity in the container tracking option. Users then manage the receipt of containers back into the plant, and record any damaged container counts. Use of the AIM Mobility Location Tracking app enhances the users ability to locate containers within the plant. (Requirement 6.5.2)

## **Handle "Phase-Out" Parts**

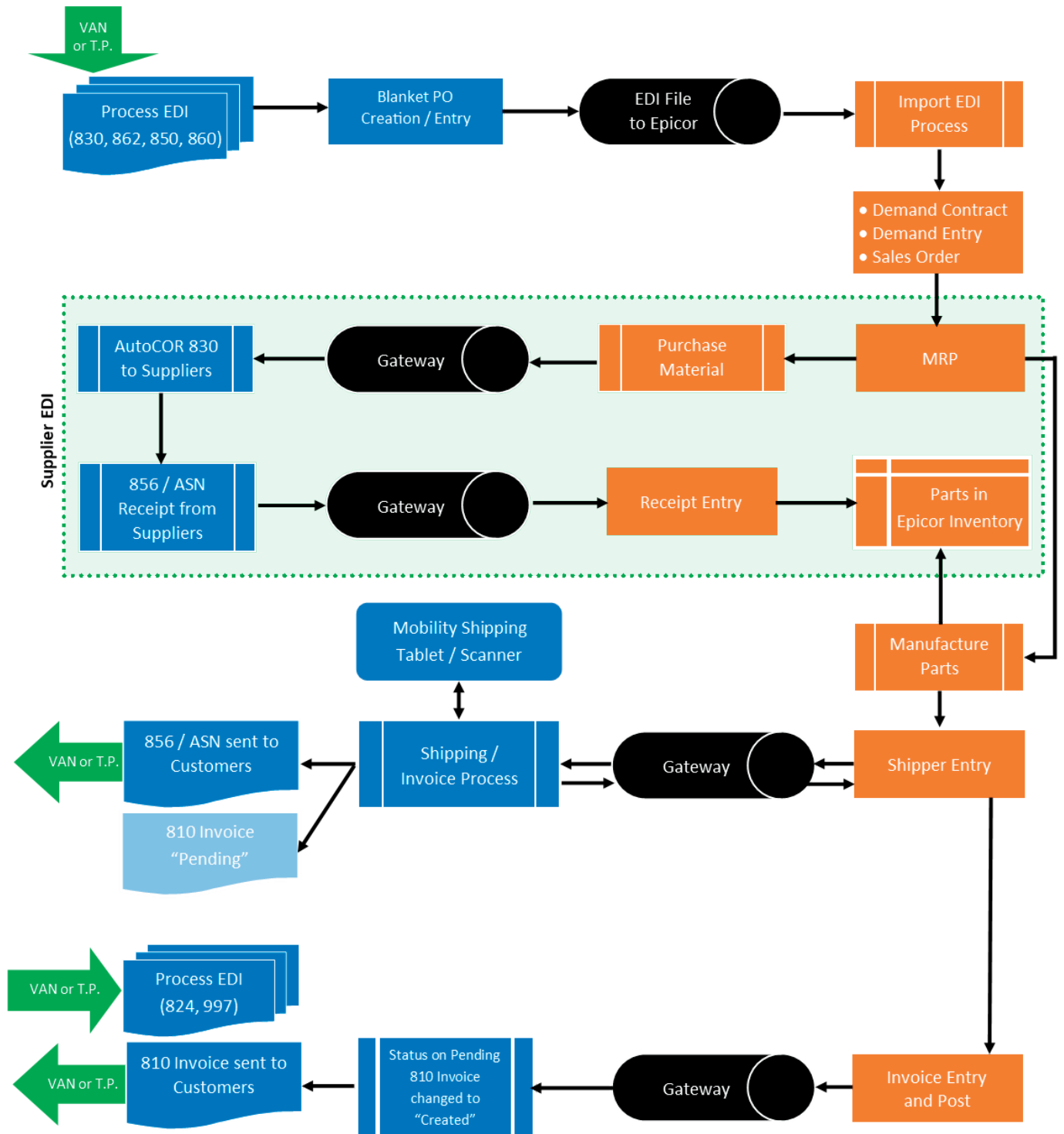
Fabrication authorization levels are captured and displayed in AIM Vision with significant visibility. Deploying scheduling patterns at the destination level of the order allows users to identify what days to schedule production, what days to ship the part, and whether or not to apply standard pack rounding to the quantity. Balance out / phase out parts would not have standard pack rounding applied, thereby allowing the exact customer quantity authorized to be produced / manufactured. Fabrication, material and accum quantity authorization information is recorded for each blanket order. (Requirement 3.3.1.5)

## **Exchange Electronic Data with Suppliers**

Reduce lead times, administration and costs with AIM Vision Supplier EDI and Supplier Portal capabilities. Send planning releases to suppliers electronically based on customer demands via the MRP to PO and Supplier EDI features. Utilize the iDashboards add-on Supplier Portal to allow suppliers to view release orders, acknowledge digital acceptance of orders and if not, identify which ones will be problematic. Supplier sent ASNs are received electronically and identified as anticipated orders in the purchasing module improving visibility of information. When the material is received, the electronic data is approved and can be acknowledged within the system. (Requirement 6.4.2)




# AIM AutoCOR Data Flow Chart



**Key**

- AIM AutoCOR Process
- Epicor ERP Process
- Data to/from VAN or trading partner
- Data in Gateway



**aim AutoCOR**  
EDI Order Management  
for Epicor ERP



[www.aimcom.com](http://www.aimcom.com)

(586) 439.0300

